

CryoSperm™

Product No.:

1101

Customer Service:

E-mail:

customerservice.medicult@origio.com

Tel: +45 46 79 02 02 • Fax: +45 46 79 03 02

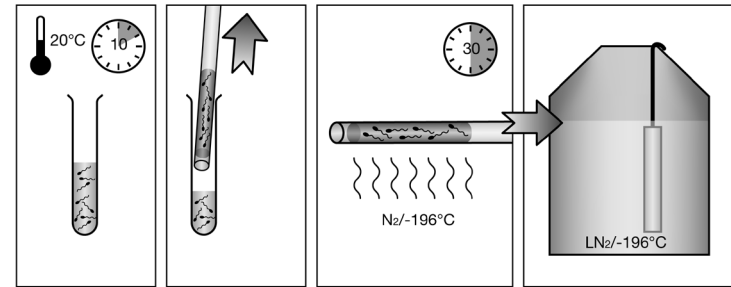
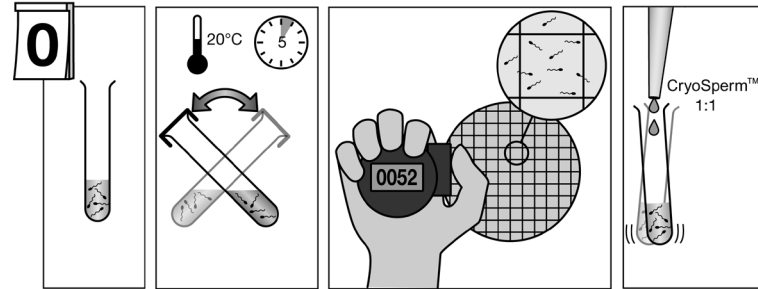
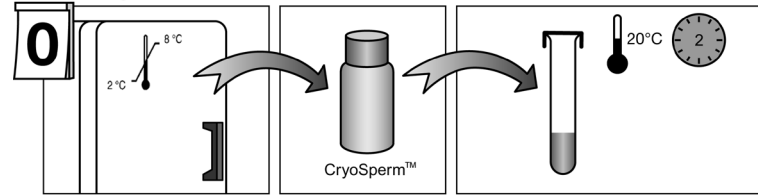
ORIGIO a/s

Knardrupvej 2, DK-2760 Måløv, Denmark

www.origio.com

Tel: +45 46 79 02 00 • Fax: +45 46 79 03 00

Freezing



CryoSperm™

Intended use

CryoSperm is for the cryopreservation of human spermatozoa.

Composition

Glycerol
Raffinose
Glucose
Sodium pyruvate
Sodium lactate
Physiological salts
Amino acids
Sodium bicarbonate
HEPES
Gentamicin sulphate 10µg/mL

Quality control testing

Sterility tested (Ph.Eur., USP)
pH tested (Ph.Eur., USP)
Endotoxin tested ≤ 0.1 EU/mL (Ph.Eur., USP)
Not Mouse Embryo Assay (MEA) tested
Sperm Survival tested

Note: The results of each batch are stated on a Certificate of Analysis, which is available on www.origio.com.

Storage instructions and stability

Store in original container at 2-8°C, protected from light.
Do not freeze prior to use.
Discard excess (unused) media following warming.
The product is to be used within 7 days after opening.
When stored directed by the manufacturer the product is stable until the expiry date shown on the vial label.

Precautions and warnings

Do not use the product if:

1. Product packaging appears damaged or if the seal is broken.
2. Expiry date has been exceeded.

Caution: US federal law restricts this device to sale by or on the order of a physician (Rx only).

Note:

Concentrating the sperm prior to freezing can enhance post-thaw recovery of semen samples with low sperm counts. A final concentration of minimum 10 million/mL is recommended.

Instructions for use

Freezing:

1. After liquefaction, measure the total volume of the ejaculate and carry out semen analysis as required.
2. Ensure that both semen sample and CryoSperm™ are at room temperature before diluting the semen 1:1 (v/v) with the CryoSperm™. The medium should be added drop by drop onto the semen and the solution carefully mixed after each addition.
3. The mixture is left at room temperature for a minimum of ten minutes.
4. Load the diluted semen into straws or cryo-tubes and seal according to the manufacturers recommendations.
It is very important that you leave some air space in the lower part of the straw for sealing as well as to allow expansion of the solution during freezing.

5. Suspend the straws horizontally for 30 minutes, just above the surface of the liquid nitrogen. Cryo-tubes should be attached to a cane and then suspended above the surface of the liquid nitrogen for the same period of time.
6. Finally, transfer the straws or cryo-tubes into the liquid nitrogen and store at -196°C.

Thawing:

1. Warm straws at room temperature for 5 minutes.
2. Open the straws or cryo-tubes according to the manufacturer's instructions and remove the thawed semen.
Immediately prepare sperm by the density gradient or the swim-up procedure.